

1080-PP

Данный трансформатор предусмотрен для восьми (2x4) ламп EL34 где решетки соединены с анодом (тороидальный трансформатор), выходная мощность трансформатора 80Вт. В связи с низким эффективным сопротивлением лампы результирующая пропускная способность высокая, от 21 Гц до 390 кГц. Основное сопротивление 1,2 кОм, ультра-линейная фильтрация 40%, выходное сопротивление стандартное, 5 Ом.

Смотри (*) для подробной информации о трансформаторе.

(*) Menno van der Veen: Modern High-end Valve Amplifiers based on toroidal output transformers; Elektor, ISBN: 978-0-905705-63-7; раздел 11.

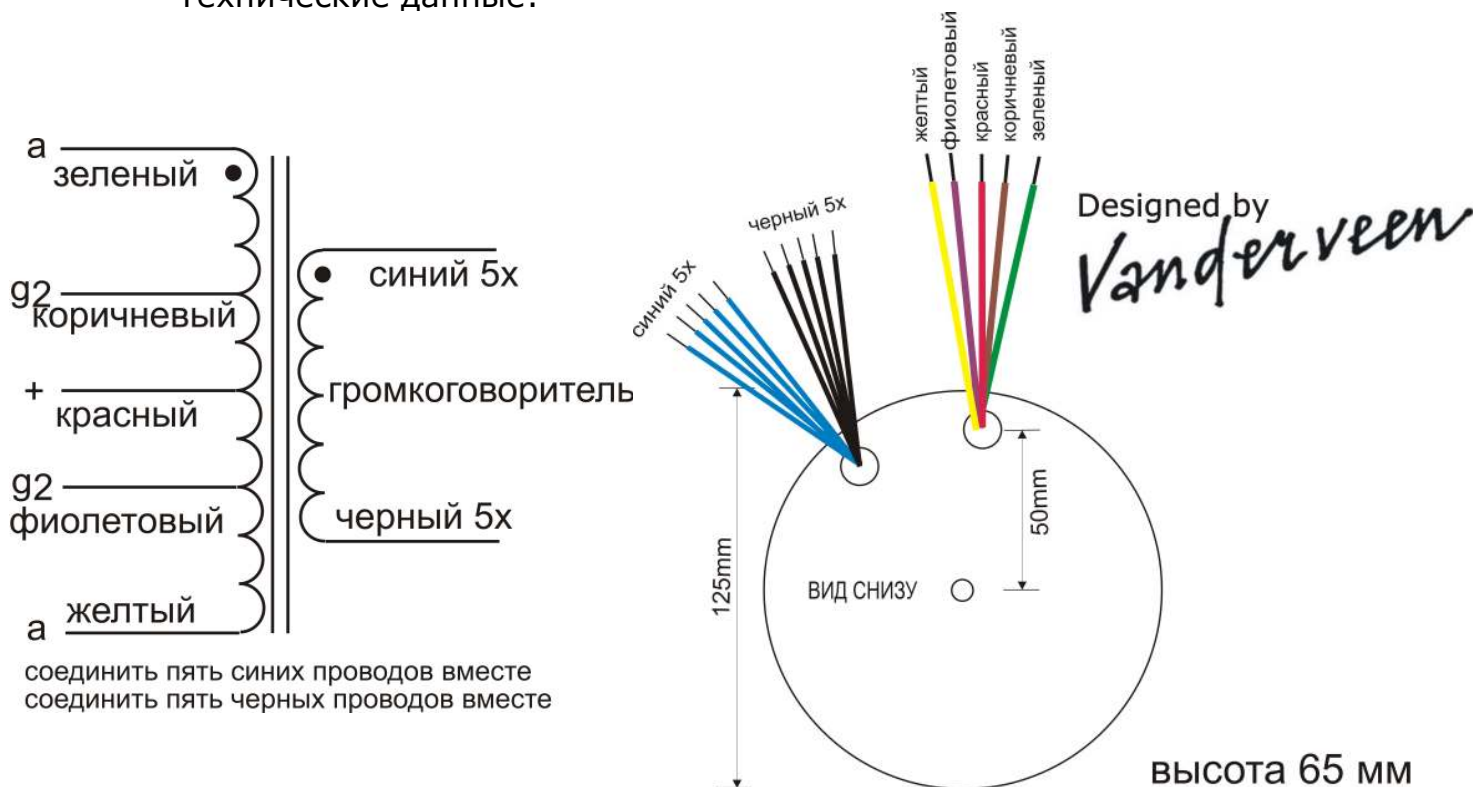
Трансформатор залитый в металлическом корпусе с полимерным покрытием черного цвета.

Размеры (диаметр x высота): 125мм x 65мм

Вес: 2,2 кг.

Цена: 192€

Технические данные:



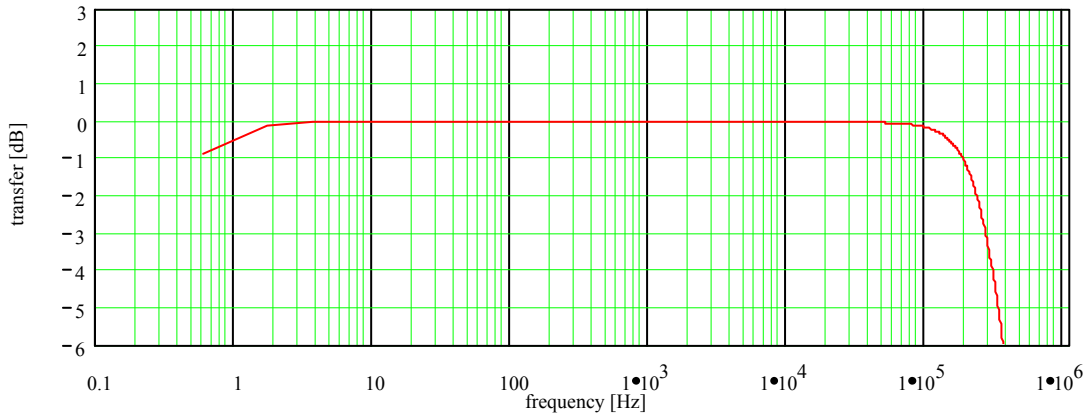
WIDE BANDWIDTH TOROIDAL PUSH-PULL TUBE OUTPUT TRANSFORMER

Type and Application		VDV-1080.	
Primary Impedance	:	Raa = 1.239	[kΩ]
Secondary Impedance	:	Rls = 5	[Ω]
Turns Ratio Np/Ns	:	Ratio = 15.742	[]
UL-tap:		tap = 40	[%]
Cathode Feedback Ratio	:	cfb = 0	[%]
-1 dB Frequency Range [Hz to kHz] (3)	:	flf = 1.281	fhf = 104.519
-1 dB Frequency Range [Hz to kHz] (3)	:	fl1 = 0.546	fh1 = 172.985
-3 dB Frequency Range [Hz to kHz] (3)	:	fl3 = 0.278	fh3 = 251.531
Nominal Power (1)	:	Pn = 80	[W]
- 3 dB Power Bandwidth starting at	:	fu = 21	[Hz]
Total primary Inductance (2)	:	Lp = 360	[H]
Primary Leakage Inductance	:	lsp = 1.312	[mH]
Effective Primary Capacitance	:	cip = 0.593	[nF]
Total Primary DC Resistance	:	Rip = 37.8	[Ω]
Total Secondary DC Resistance	:	Ris = 0.16	[Ω]
Tubes Plate Resistance per section	:	ri = 0.6	[kΩ]
Insertion Loss	:	lloss = 0.263	[dB]
Q-factor 2nd order HF roll-off (5)	:	Q = 0.682	[]
HF roll-off Specific Frequency (5)	:	Fo = 261.296	[kHz]
Quality Factor (5)	:	QF = 2.744•10 ⁵	[]
Quality Decade Factor = log(QF) (5)	:	QDF = 5.438	[]
Tuning Factor (5)	:	TF = 3.297	[]
Tuning Decade Factor = log(TF) (5)	:	TDF = 0.518	[]
Frequency Decade Factor (4,5)	:	FDF = 5.956	[]

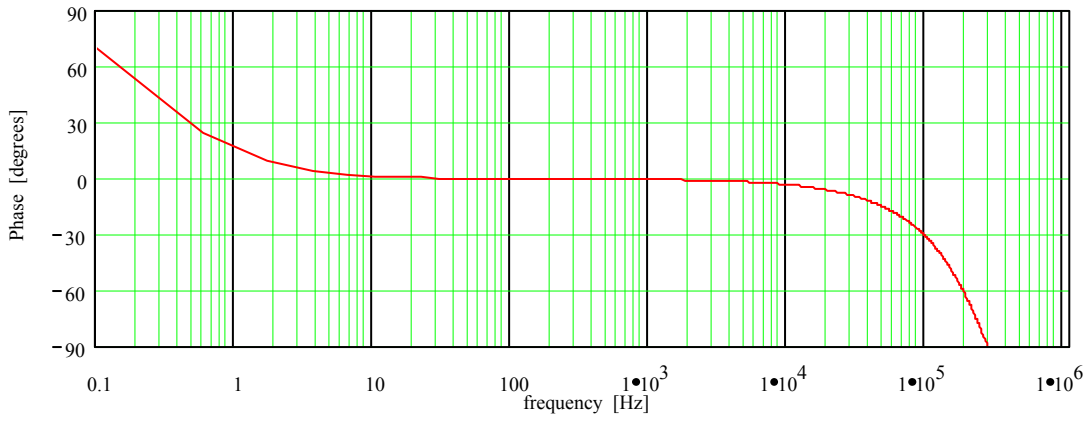
- (1): calculated under the conditions of balancing the DC-currents and the AC-anode voltages of the powertubes driving the transformer
- (2): measured at 230Vrms at 50Hz over total primary
- (3): calculation at 1 Watt in Rls; ri and Rls are pure Ohmic
- (4): defined as FDF = log(fh3/fl3) = number of frequency decades transferred
- (5): ir. Menno van der Veen; Theory and Practise of Wide Bandwidth Toroidal Output Transformers; preprint 3887, 97th AES Convention San Francisco
- (C): Copyright 1994 Vanderveen; Version 1.7; results date 2-2-2012.
Final specs can deviate 15% or improve without notice

TRAFCO TOROIDAL PUSH-PULL TRANSFORMER ; VDV-1080

Frequency Response; Vertical 1 dB/div; Horizontal .1 Hz to 1 MHz (3)



Phase Response; Vertical 30 deg./div; Horizontal .1 Hz to 1 MHz



Differential Phase Distortion; vert. 30 deg./div; hor. .1 Hz to 1 MHz

See: W.M.Leach, Differential Time Delay..; JAES sept.89 pp.709-715

