

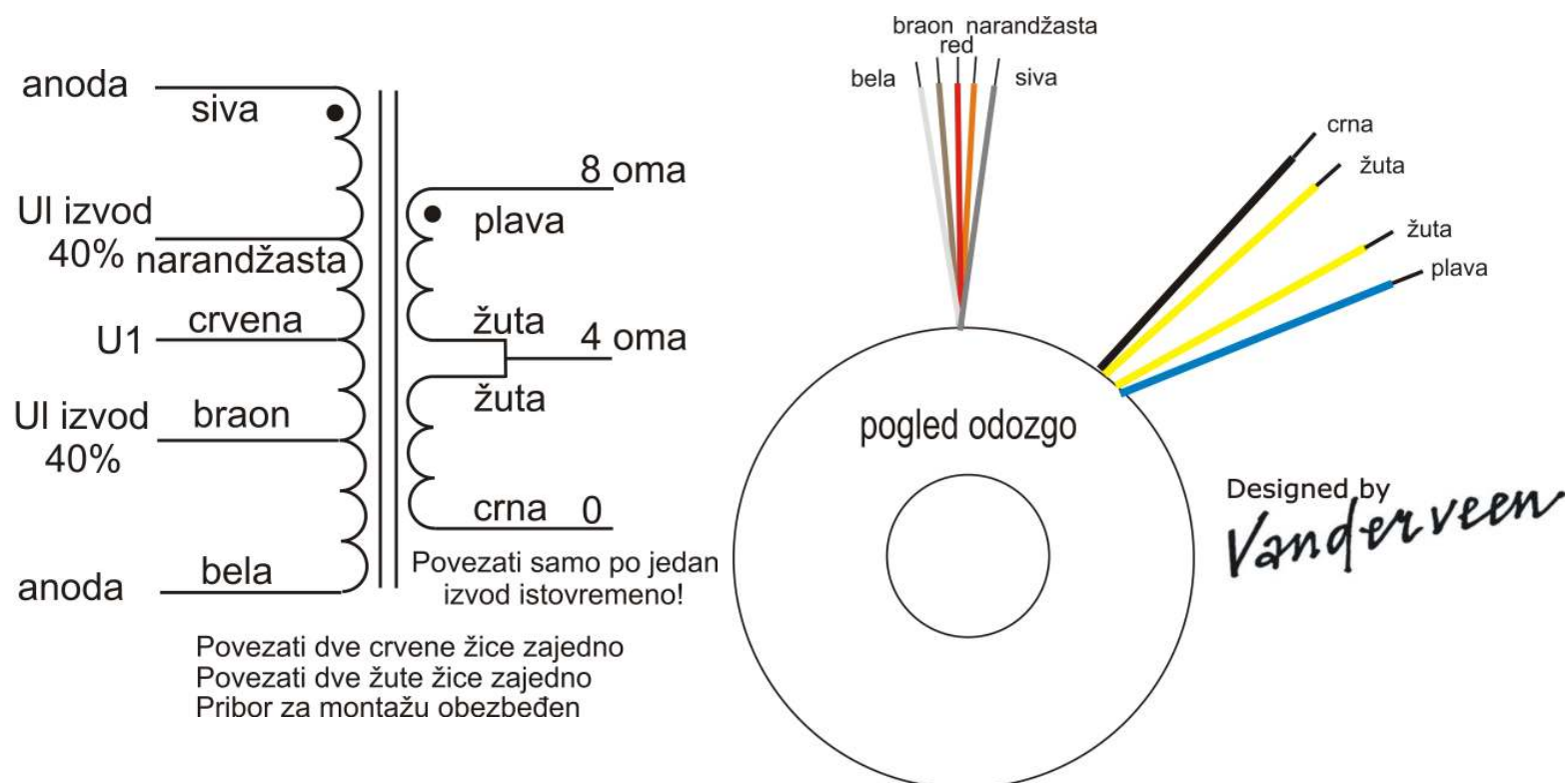
3A524-UL je naš početni model serije torusnih push-pull izlaznih transformatora. Namijenjen je za 4 x EL84/6V6 ili 2 x EL34/6L6/6550 u push-pull vezi sa ili bez povratne sprege rešetke (UL). Transformator je mali, nije zaliven, dimenzije se uklapaju u 1 HU 19" rack kućište. Primena se kreće u rasponu od ozvučenja do gitarskih pojačala, kao i za High-end pojačala visoke klase. Knjiga Menno van der Veen-a (Moderna cevna pojačala visoke klase) u 17. poglavlju opisuje pojačalo VDV40 sa 4 x EL84, namenjeno gitarskoj primeni, ali se za ovo pojačalo ispostavilo da je izuzetno uspešno kao pojačalo visoke klase toplog zvuka. Transformator se može naručiti u kućištu ili bez njega (da bi stao u 1HU).

Dimenzije (prečnik x visina): 91mm x 35mm.

Težina: 1,2 Kg.

Cena: 65€ (Dinarska protivvrednost).

Tehnički podaci:



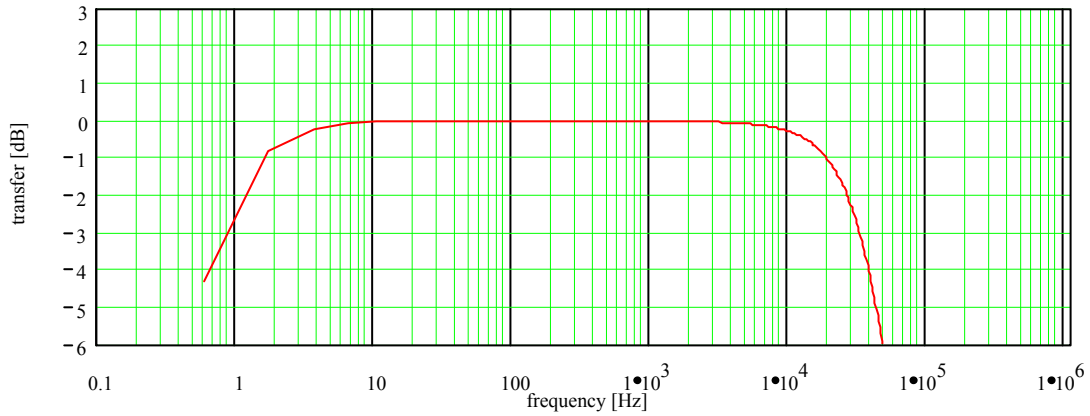
## WIDE BANDWIDTH TOROIDAL PUSH-PULL TUBE OUTPUT TRANSFORMER

Type and Application		VDV-3A524-UL.	
Primary Impedance	:	Raa = 3.945	[kΩ]
Secondary Impedance	:	Rls = 4	[Ω]
Turns Ratio Np/Ns	:	Ratio = 31.405	[ ]
UL-tap:		tap = 40	[%]
Cathode Feedback Ratio	:	cfb = 0	[%]
-1 dB Frequency Range [Hz to kHz] (3)	:	flf = 3.603	fhf = 8.371
-1 dB Frequency Range [Hz to kHz] (3)	:	fl1 = 1.537	fh1 = 17.827
-3 dB Frequency Range [Hz to kHz] (3)	:	fl3 = 0.782	fh3 = 30.605
Nominal Power (1)	:	Pn = 40	[W]
- 3 dB Power Bandwidth starting at	:	fu = 27	[Hz]
Total primary Inductance (2)	:	Lp = 764	[H]
Primary Leakage Inductance	:	lsp = 10	[mH]
Effective Primary Capacitance	:	cip = 1.79	[nF]
Total Primary DC Resistance	:	Rip = 73	[Ω]
Total Secondary DC Resistance	:	Ris = 0.2	[Ω]
Tubes Plate Resistance per section	:	ri = 20	[kΩ]
Insertion Loss	:	Iloss = 0.288	[dB]
Q-factor 2nd order HF roll-off (5)	:	Q = 0.571	[ ]
HF roll-off Specific Frequency (5)	:	Fo = 39.55	[kHz]
Quality Factor (5)	:	QF = 7.64•10 <sup>4</sup>	[ ]
Quality Decade Factor = log(QF) (5)	:	QDF = 4.883	[ ]
Tuning Factor (5)	:	TF = 0.512	[ ]
Tuning Decade Factor = log(TF) (5)	:	TDF = -0.291	[ ]
Frequency Decade Factor (4,5)	:	FDF = 4.593	[ ]

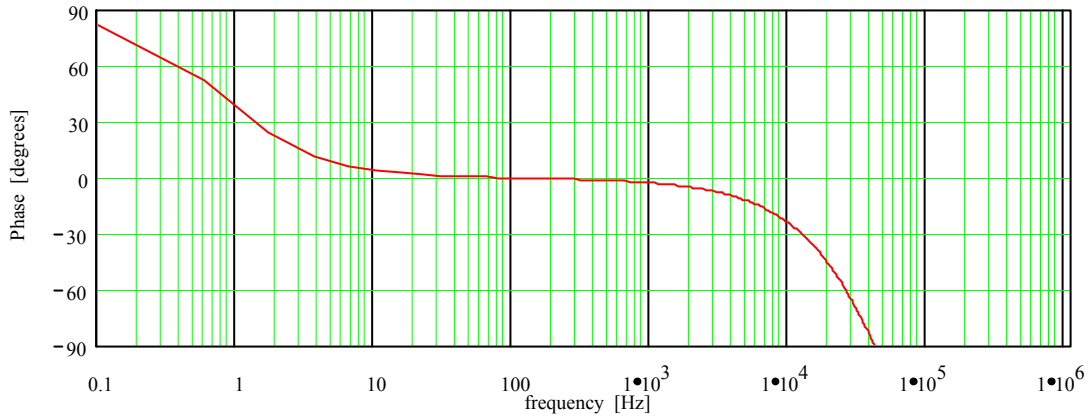
- (1): calculated under the conditions of balancing the DC-currents and the AC-anode voltages of the powertubes driving the transformer
- (2): maximum value, measured over secondary, transfered to primary
- (3): calculation at 1 Watt in Rls; ri and Rls are pure Ohmic
- (4): defined as FDF = log(fh3/fl3) = number of frequency decades transfered
- (5): ir. Menno van der Veen; Theory and Practise of Wide Bandwidth Toroidal Output Transformers; preprint 3887, 97th AES Convention San Francisco
- (C): Copyright 1994 Vanderveen; Version 1.7; results date 07-03-2012.  
Final specs can deviate 15% or improve without notice

TRAFICO TOROIDAL PUSH-PULL TRANSFORMER ; VDV-3A524-UL

Frequency Response; Vertical 1 dB/div; Horizontal .1 Hz to 1 MHz (3)

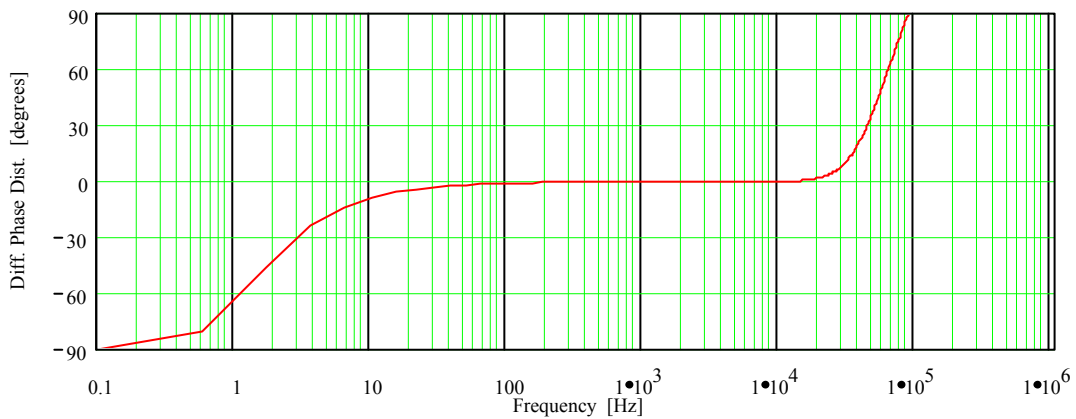


Phase Response; Vertical 30 deg./div; Horizontal .1 Hz to 1 MHz



Differential Phase Distortion; vert. 30 deg./div; hor .1 Hz to 1 MHz

See: W.M.Leach, Differential Time Delay.; JAES sept.89 pp.709-715



(C): Copyright 1994: Ir. bureau Vanderveen